



The Clyde Cast Iron Bath Tub in a Painted Finish

## The Clyde Single Ended Cast Iron Bath Tub

### Description

Deep, grand and very comfortable, the Clyde is a luxurious single ended roll top bath with the option of bath taps and a plunger unit or standard waste. The Clyde in Glasgow is famous for its boat building past with the Queen Elizabeth, Mary and QE2 all constructed here.

### Price

Finish	With Overflow Hole	Without Overflow Hole	€ (exc. VAT)
Raw	DAD1017ARAO	DAD1017ARAX	3,925
Primed	DAD1017APRO	DAD1017APRX	4,850
Painted	DAD1017APAO	DAD1017APAX	5,740
Polished *	DAD1017APOO	DAD1017APOX	6,140

### Pipework For Clyde Bath

Finish	Code	€ (exc. VAT)
Brass	DAD3067B	615
Nickel	DAD3067N	560
Chrome	DAD3067C	560

† Choose an overflow hole for use with a floor fitted or pop-up bath waste






‡ Choose without an overflow if you wish to use our Plunger Waste unit Suitable for bath taps

\* Please note this is a natural cast iron finish. There will be a variable amount of pitting on the exterior of the bath. This variable effect makes each bath uniquely beautiful.

### Specification

Length	1830	mm
Width	750	mm
Height	645	mm
Capacity	220	litres
Weight	195	kg

### Variations

	<b>Raw</b> – with a basic rust inhibiting finish applied, the natural rough exterior of the cast iron shows through
	<b>Primed</b> – the exterior is ground down, then filled & primed to give a smooth finish ready for painting
	<b>Polished &amp; Lacquered</b> – a thin layer of the cast iron exterior is ground off and polished by hand to a beautiful shine & sealed
	<b>Painted</b> – matt or gloss paint matching any RAL colour
	<b>Custom</b> – a custom finish for something unique